


SKPS seeks your understanding not to reproduce any part of this presentation. This presentation contains proprietary intellectual property owned by the Ministry of Education.

Seng Kang Primary School

Primary 6 2024 Curriculum Information, Expectations & Routines



School Focus 2024

Curiosity 2.0

- Evaluate ideas or solutions by reflecting on the pros and cons
- Use evidence to explain and justify decision

Upper Block Focus

Mindful Builder

**Be Part of a
Community, Be a
Mindful Builder**

Build each other up

Understand the needs of others

Inquire to learn new knowledge and make real-world connections

Listen and be open to feedback and suggestions

Design to effect positive change

Enthuse, motivate ourselves and others to learn

Responsible for making a positive impact

UPCOMING



EVENTS

A Glimpse of P6 2024

CCA

Recess Play

P6 Sports
Education
Programme

Class Initiated
VIA project

Weeks of Wonder

MySkillsFuture

Timed Practices

Prelims

Peak Performance

P6 Camp

P6 Graduation

Micro: bit

School-based Assessment Modes

Term 1	Term 2	Term 3	Term 4
Timed Practice	Timed Practice	Prelims	PSLE

Page 19 of Student Handbook



- Students are required to be present for all examinations. Students absent for a particular paper, including Listening Comprehension, will **not** be allowed to take that paper upon returning to school to ensure validity of the paper.
- The parent / guardian is to inform the form teacher if the child / ward is sick on the day of the examination via the General Office at 63840809.
- A medical certificate (MC) must be produced for any absence during examinations. Only MCs from healthcare institutions licensed under the Private Hospitals & Medical Clinics (PHMC) Act are accepted as being absent with a valid reason. Please note that letters from parents and MCs from Traditional Chinese Medicine (TCM) practitioners will **not** be accepted. Failure to produce a valid MC will result in **no mark** being awarded for the paper.
- Students are **not** allowed to bring into the examination room any notes or electronic devices capable of storing and displaying visual and verbal information such as digital cameras, MP3 players, iPods and smart watches. If found with such devices, students will be disqualified from the examination.
- Only approved calculators (for P5 and 6 Mathematics Paper 2) and dictionaries/e-dictionaries (for P5 & 6 Mother Tongue Paper 1) are allowed in the examination rooms. These are indicated by stickers issued by the Heads of Department.
- Students who are late for written examinations for up to 30 minutes will **not** be given extra time for the affected papers. Students will **not** be allowed to sit for the written examination if they are late for more than 30 minutes.
- **Cheating is a serious offence. No mark will be awarded for the paper** and a **"Fair" grade will be given for the year** (regardless of the part of the year the offence was committed) to students caught cheating or attempting to cheat under any circumstances before, during and after the examinations. This includes attempts at cheating when the teacher goes through the papers in class and when students take the papers home.

PARENT'S ACKNOWLEDGEMENT OF EXPECTATIONS

With reference to 'CODE OF CONDUCT', 'SCHOOL DISCIPLINE' and 'EXAMINATION RULES AND GUIDELINES', I am committed to working with the school to ensure adherence by my child/ward. Please acknowledge by scanning the QR code:



Please scan the QR code below to acknowledge the school's examination rules and guidelines.



<https://go.gov.sg/handbook-parent-acknowledgement>

Page 20 of Student Handbook

Achievement Levels for P5 and P6



GRADING & BANDING SYSTEM



General Descriptions of Attainment Levels For P1 and P2 Learning Outcomes

BEGINNING	DEVELOPING	COMPETENT
Shows misconceptions or faces challenges in understanding of the concept	Shows basic understanding of the concept	Shows a complete and accurate understanding of the concept
Able to demonstrate understanding of the concept with much guidance	Able to demonstrate understanding of the concept with some guidance	Able to demonstrate understanding of the concept independently
Able to apply the concept at least once	Able to apply the concept frequently	Able to apply the concept consistently

Achievement Bands for P3 –P4

Achievement Band	Mark Range
1	85 - 100
2	70 - 84
3	50 - 69
4	Below 50



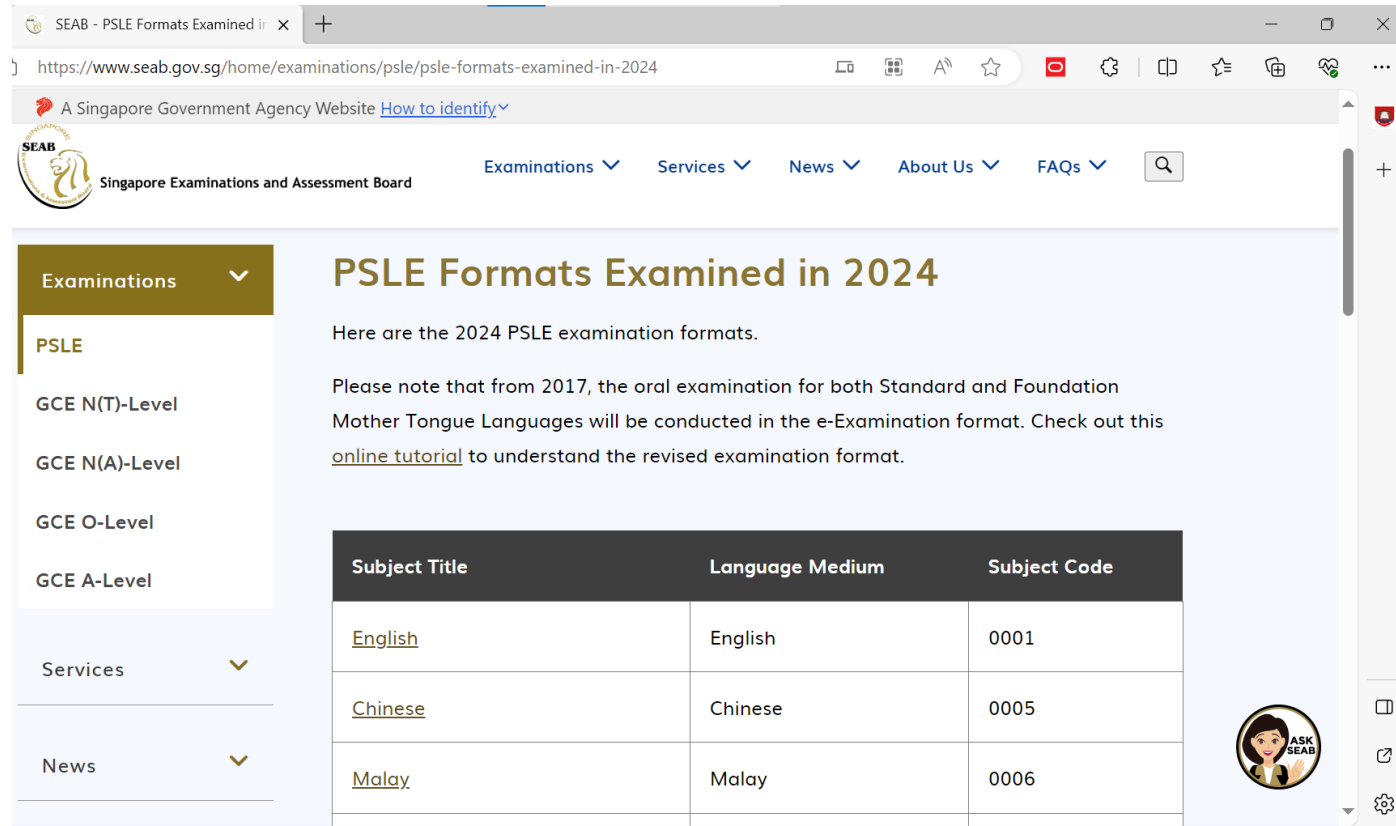
Achievement Levels for P5 & P6

Standard Level		Foundation Level		
Achievement Level	Mark Range	Achievement Level	Mark Range	Equivalent Standard Level AL
1	≥ 90	A	75 - 100	6
2	85 - 89	B	30 - 74	7
3	80 - 84	C	< 30	8
4	75 - 79	Higher Mother Tongue Languages		
5	65 - 74	Grade	Mark Range	
6	45 - 64	Distinction	80 and above	
7	20 - 44	Merit	65 - 79	
8	< 20	Pass	50 - 64	
		Ungraded	Below 50	

We want our students to know that..

Academic grades and scores are not the only indicators of success. Instead, they should learn to acquire deep knowledge, right dispositions and skills, a growth mindset, and most importantly **enjoy the learning process.**

2024 PSLE Formats



The screenshot shows the SEAB website page for "PSLE Formats Examined in 2024". The page includes a navigation menu with "Examinations", "Services", "News", "About Us", and "FAQs". A sidebar on the left lists "Examinations" with sub-items: "PSLE", "GCE N(T)-Level", "GCE N(A)-Level", "GCE O-Level", and "GCE A-Level". The main content area features the title "PSLE Formats Examined in 2024" and a table of examination formats.

Here are the 2024 PSLE examination formats.

Please note that from 2017, the oral examination for both Standard and Foundation Mother Tongue Languages will be conducted in the e-Examination format. Check out this [online tutorial](#) to understand the revised examination format.

Subject Title	Language Medium	Subject Code
English	English	0001
Chinese	Chinese	0005
Malay	Malay	0006

<https://www.seab.gov.sg/home/examinations/psle/psle-formats-examined-in-2024>

Progressing to Secondary Schools...



PSLE/S1 Posting Process

- Based on a **student's PSLE score**
- **Most students enter secondary schools this way**



Direct School Admission - Sec

- Based on a diverse range of **talents and achievements in specific academic subjects or non-academic areas, beyond what the PSLE recognises**
- Allows students to **access school programmes to develop their talents**

Direct School Admission **(Talent Areas)**

Direct School Admission for secondary schools (DSA-Sec) allows students to gain direct entry to certain secondary schools based on their talent in sports, CCAs and specific academic areas.

- Sports and games
- Visual, literary and performing arts
- Debate and public speaking
- Science, mathematics and engineering
- Languages and humanities
- Uniformed groups
- Leadership (for example, prefects)

Eligibility for DSA

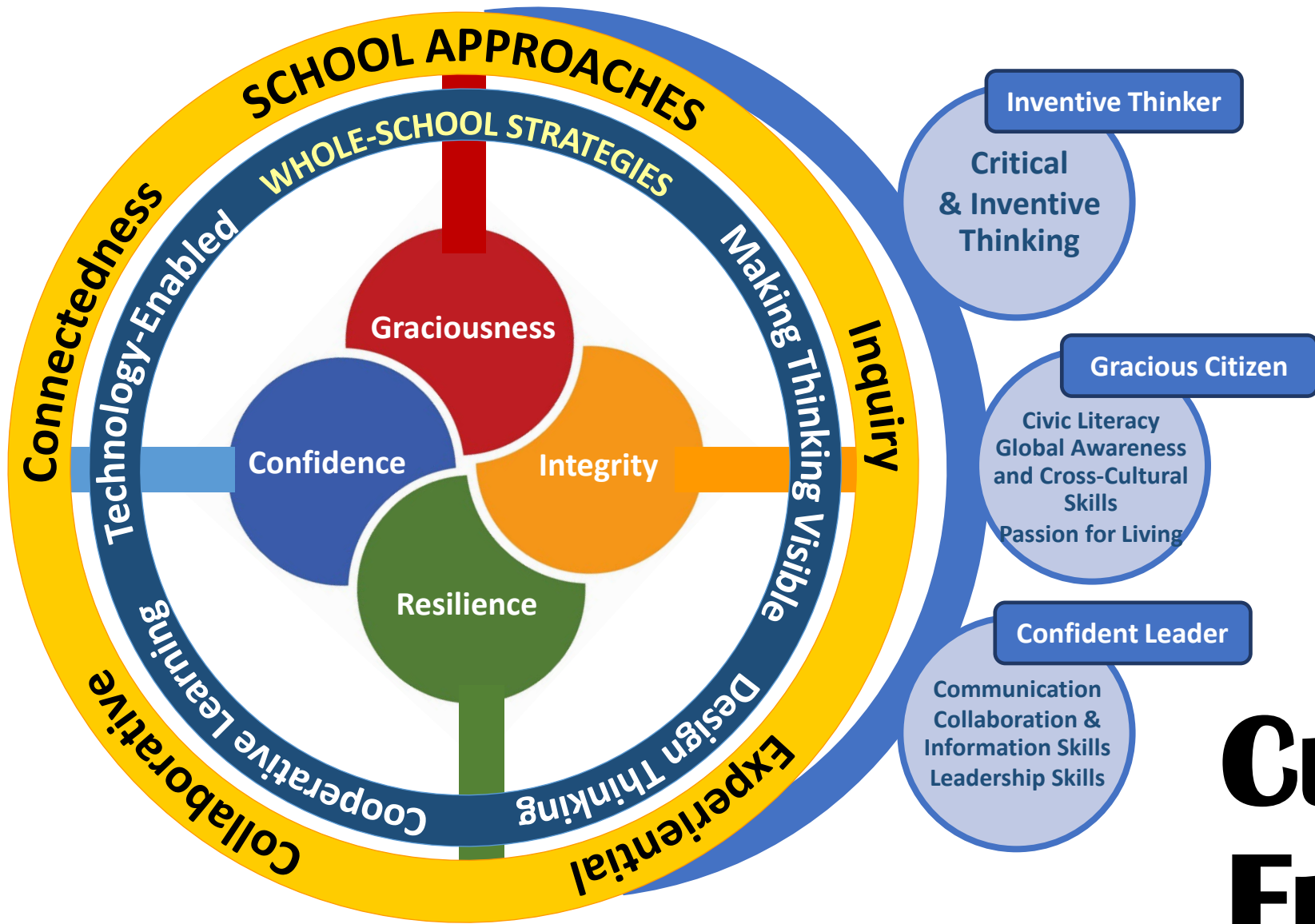
Please access the following link for details on the eligibility for DSA:

[Direct School Admission \(DSA-Sec\): Explore school choices | MOE](#)

Centralised DSA-Sec Portal

Please click on the following link to access the DSA-Sec Portal 2023 :

- <https://www.moe.gov.sg/secondary/dsa>
- More details will be disseminated to parents when the application for **DSA 2024** is open.



Total Curriculum Framework

Key Strategies



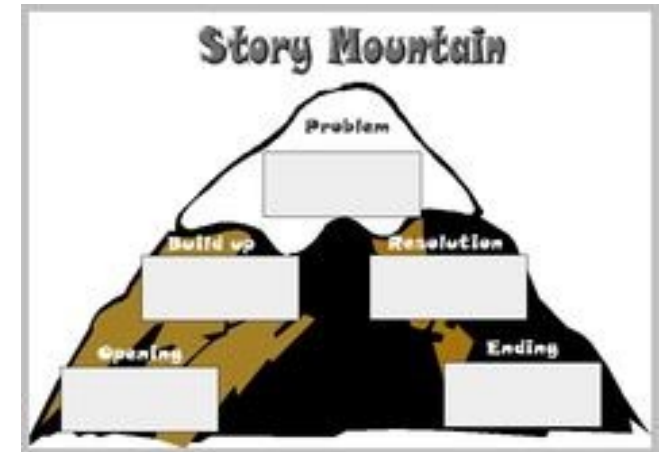
Curriculum Information

Learn English
Fun Way

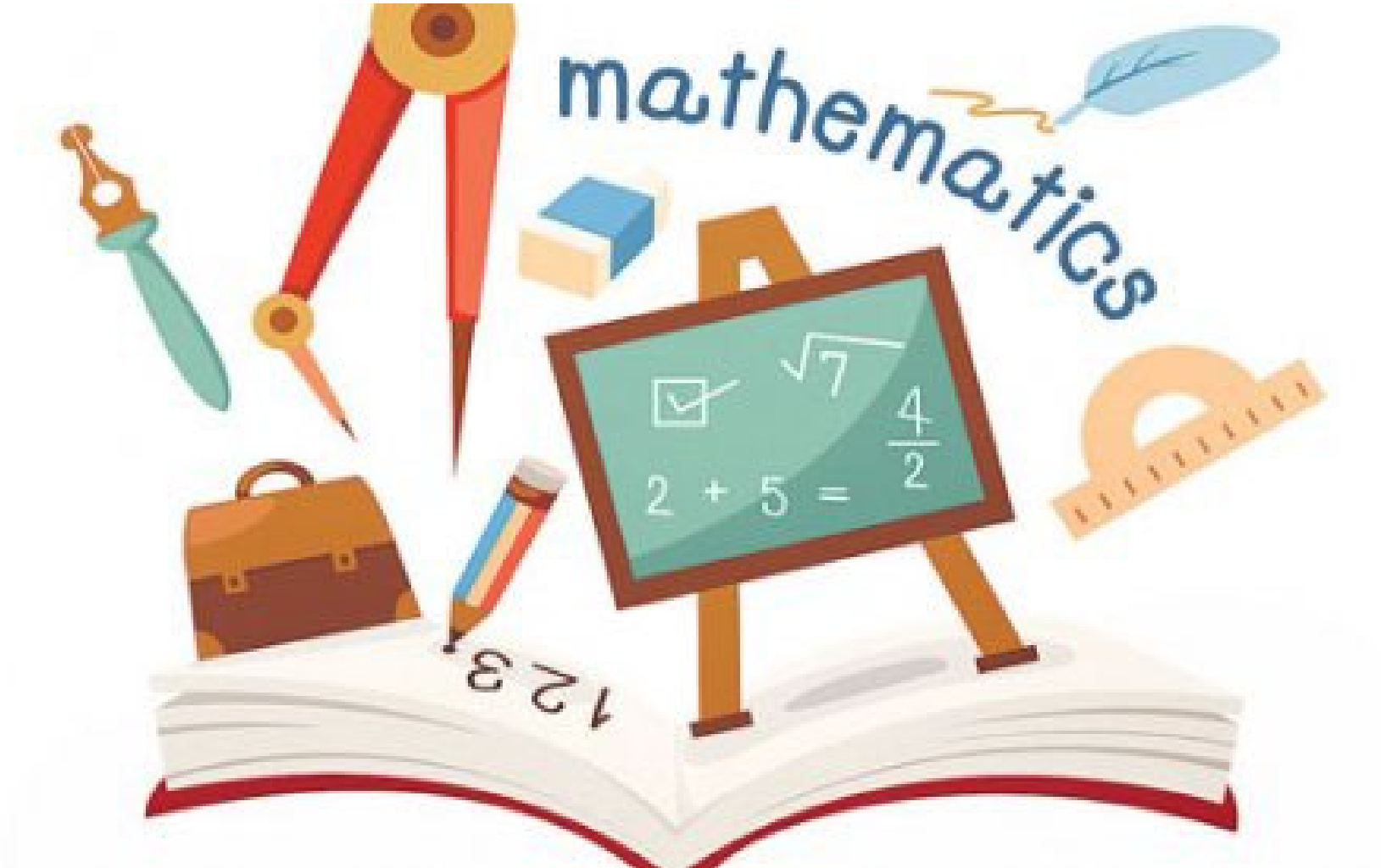


Key Strategies – English Language

- Annotation for Comprehension, Vocabulary and Grammar
- Story Mountain Approach to Narrative Writing
- ARE/AROE strategy for stimulus based conversation
- Critical reading and making thinking visible:
E.g. Reading Little Red Dot
- Reading for joy and exposure
- STELLAR 2.0



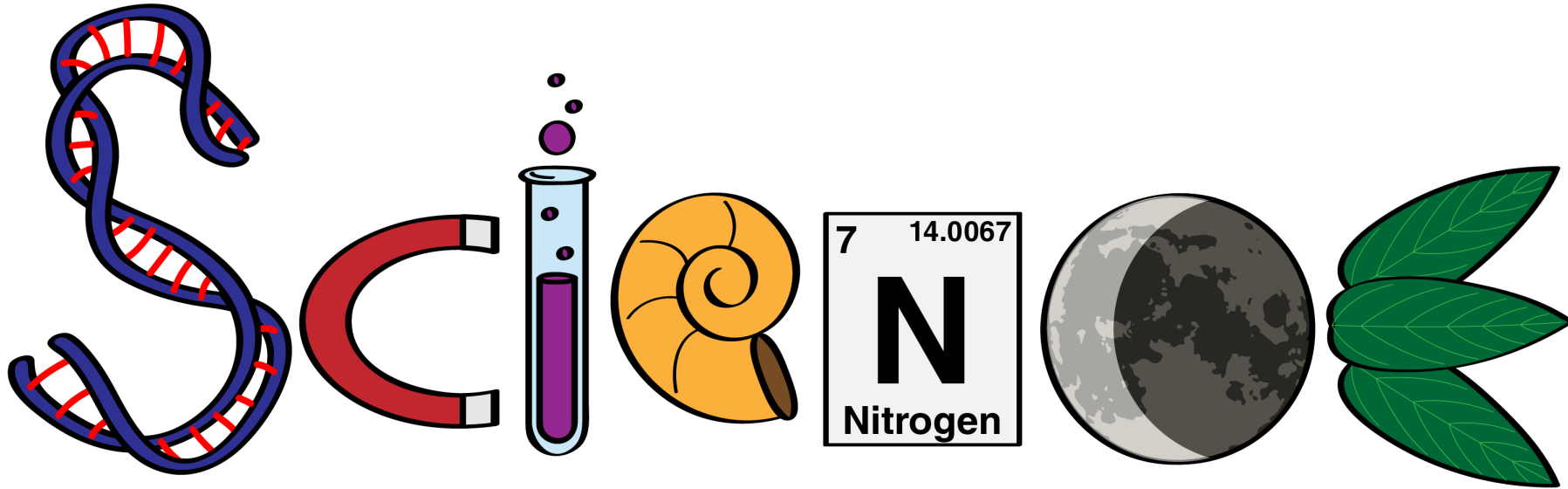
Curriculum Information



Key Strategies – Mathematics

- Use of Manipulatives
- Math **MUST** be practised everyday for mastery
- Make Thinking Visible – Model Drawing / Questioning / Reflections
- Problem Solving (Polya’s Problem Solving Process)
 - Step 1: Understand the problem (annotate)
 - Step 2: Devise a plan (draw models)
 - Step 3: Carry out the plan (solve – working in a logical sequence)
 - Step 4: Look Back (check and interpret)

Curriculum Information



Key Strategies – Science

- **Curiosity & Open-Mindedness**

- Encourage your child to ask questions in class and at home
- Ask your child questions about what they are learning
- Encourage your child to read Science-related materials (news, science magazines, etc.)

- **Responsibility**

- Guide your child to learn how to spell the Science keywords
- Instil in your child the importance of completing and submitting quality work online and offline promptly
(Please note that Science teachers only see your child about 3 days in the week so your child must be responsible for his/her science learning.)

- **Resilience**

- Encourage your child to
 - Annotate questions
 - Use ACFE when answering multiple choice questions
 - Use OCFE when answering open-ended questions

(Science teachers will go through ACFE and OCFE with your child in class.)

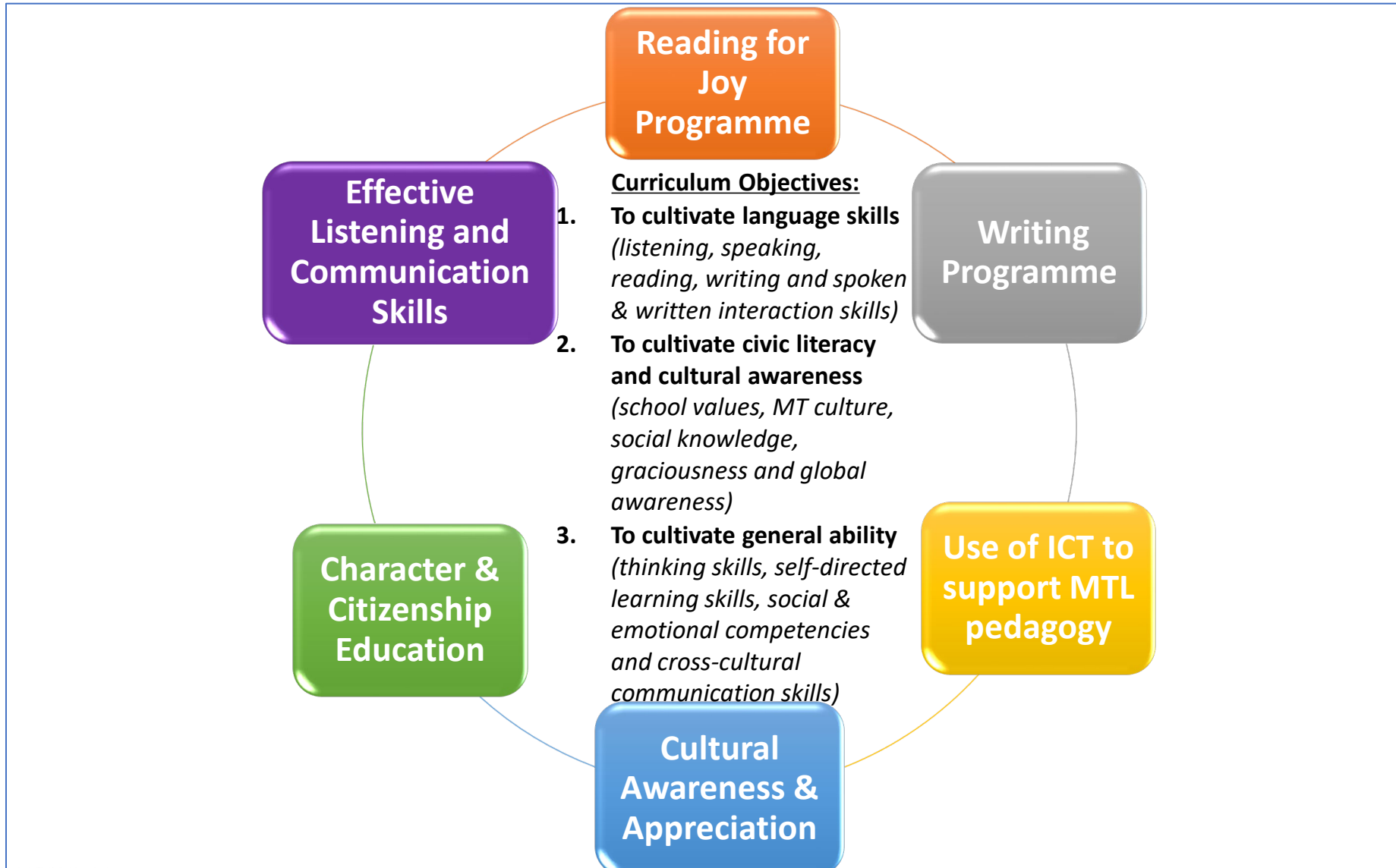
- **Enthusiasm**

- Bring your child on learning journeys to the Zoo, Gardens by the Bay, Sungei Buloh, Science Centre, etc.

Curriculum Information



Main Approaches in MTL



Points to note in the learning of MTL


- At home, provide opportunities for using (listening and speaking) their MTL. In addition, help your child to stay connected with MTL, such as through TV programmes, news and other interaction opportunities.
- Help to cultivate in your child a good habit of reading.
- In school, encourage your children to be bolder when learning MT: not to feel shy about speaking in their MT and making mistakes in front of the class; when in doubt, always seek to clarify and ask questions in class; to be active in class discussion and group interaction etc.
- Parents learning together with the child and showing their support will help to motivate them in their learning.

Learning Dispositions

To help build a strong foundation for our students to become **self-directed learners who enjoy learning**, the school has identified 5 key learning dispositions, ***in alignment to the School Vision Statements***, to be nurtured in our students through the school's curriculum and various programmes.



Question, Explore, Reflect



Show interest in your child's work and get them to ponder

Question e.g. How did you build the kite? Why did you use this material?

Evoke interest in whatever they are doing so that they will continue to be inquisitive

Be Gracious, Be Receptive



Show your child there are different ways of thinking or different ways to solve a problem

“I wonder if there is an alternative method...”

“If you are the witness, how would you feel?”

Find opportunities to guide your child to learn more about other cultures / festivals

Focus, Persevere



Model to your child that even adults may not get it right for their first try, but remember to bounce back!

How to learn from your mistakes and to try again until you succeed

- **E.g. Baking – Failed the first time**
- **“What should we do differently for our second bake?”**

Be Prepared, Be Safe, Be Ethical



Guide child to pack his / her bag according to the timetable

Ensure homework is completed even if child needs to go out with the family / has enrichment lessons etc.

Give your child some responsibility at home so they know the meaning of accountability

Participate, Share, Critique



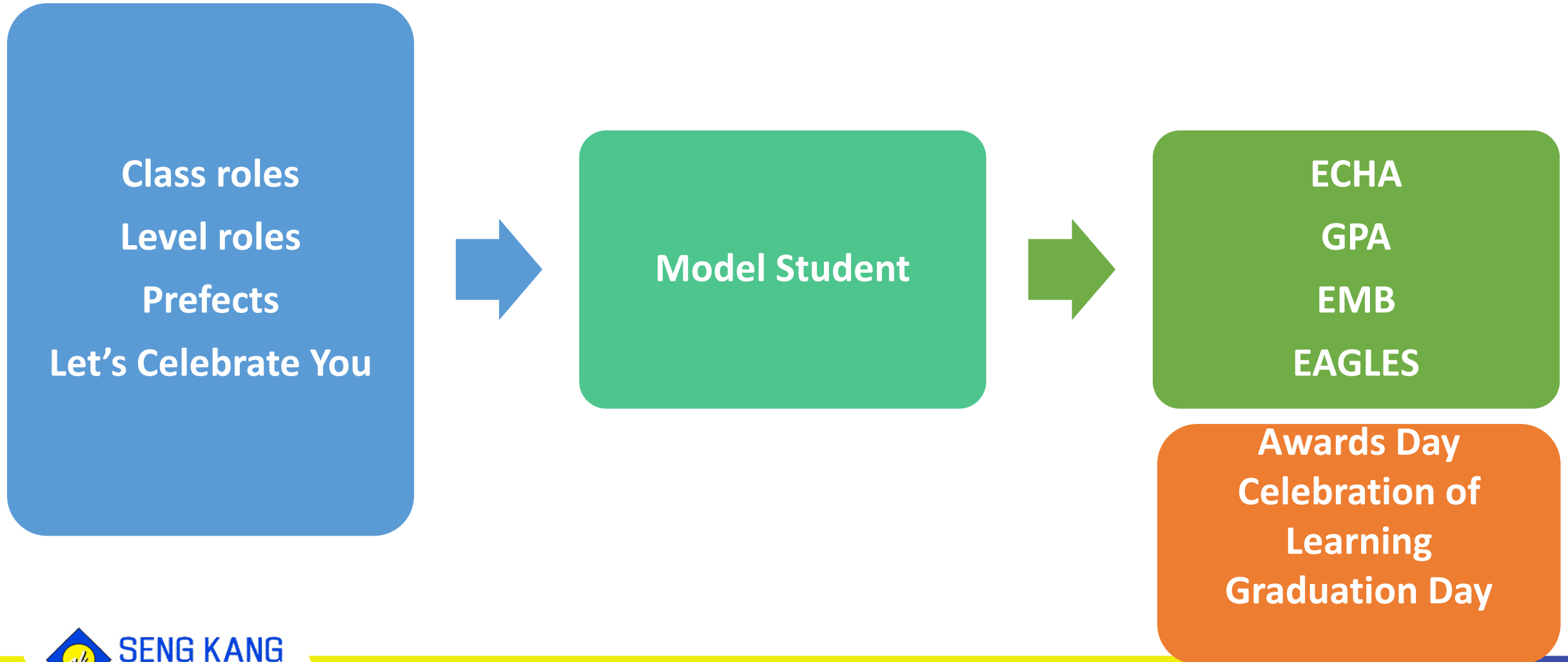
Encourage your child to participate in home discussions or preparations

Teach your child to critique in a respectful way, and explore alternative solutions

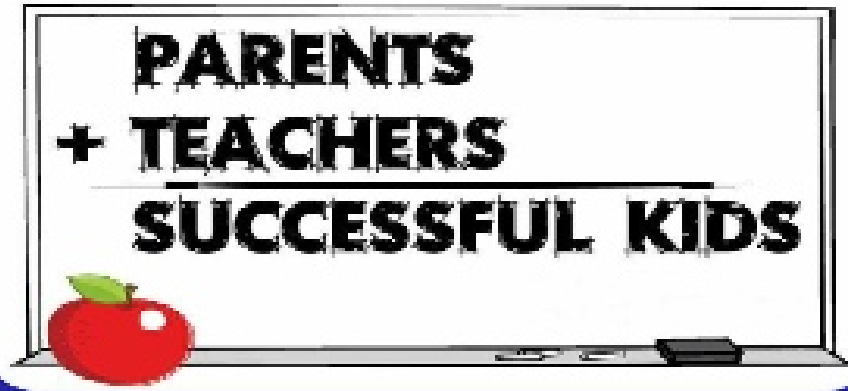


Student Recognition

Student Recognition Platforms



Parent Involvement



Parents Gateway 4+
Ministry of Education (Singapore)

#2 in Education
★★★★☆ 3.5, 28 Ratings

Free

Our P6 Form Teachers and MT teachers look forward to meeting you and your child at the Parent-Child-Teacher Conference via Zoom on 7 and 8 March afternoon. More details will be sent in a separate letter via Parents Gateway nearer to the date of the event.

Looking forward to a fruitful Home-School-Child Partnership with you!

Thank You!